


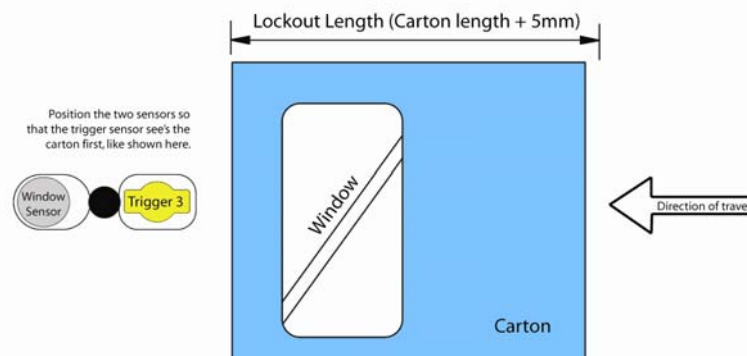


Window Scanning Setup

BASIC SETUP INSTRUCTIONS

| | | |
|---|---|--|
| <p>Navigate to the Carton Page</p> | <p>From the main page press</p> <ul style="list-style-type: none"> > STATION SETUP (<i>Button</i>) > CARTON (<i>Tab</i>) | <p> Buttons are generally found in the main window and perform various tasks such as 'Learn Code'.</p> <p>Tabs are found across the top of most pages and are links to other pages.</p> |
| <p>Set the carton length & Lock</p> | <p>From the carton page</p> <ul style="list-style-type: none"> > Find the carton length at [window trigger] and set the carton length to the length of the carton where the trigger sensor will pass over the carton plus 5mm. > Lock the setting by using the + / - buttons. The work LOCK will appear next to the setting when locked. > SAVE CHANGES (<i>Button</i>) | <p> This settings tell the controller how long the carton is at the position it passes under the window sensor.</p> <p>The LOCK ensures the trigger sensor does not switch off when it 'sees' the window.</p> |
| <p>Mechanical Setup</p> | <p>Position the window sensor</p> <p>Ensure the sensor is positioned in a position where it will 'see' the window.</p> <p>Position the trigger sensor before the reading head. See diagram below.</p> | <p> The trigger sensor should 'see' the carton before the reading head does.</p> |



IMPORTANT NOTE:

When ANY trigger is 'locked' by the user (as advised in this guide), the master learn function will not fully complete in the normal way. When performing a master learn the system will not be able to learn the carton length at the 'locked' trigger because it is locked!

Following a master learn a window will open telling you that master learn completed, **but** these stations did not complete. It will then list the stations that didn't complete and there should only be one, and it should be the carton length at trigger 3 (because this is the trigger you locked – and it's the window trigger).

Assuming there are no other stations in the list you can press OK and carry on as usual.

In ALL other cases, if you see this screen telling you the system did not learn certain stations, this would be an error and you would need to correct it before continuing.